

## Physiotherapy Equipments

### ▶ Shoulder, Arm & Hand Exercises

▣ Exercise Equipments ▣ Leg, Knee & Foot ▣

We have quality products in Shoulder, Arm & Hand Exercises. All our models are efficient and display quality in Physiotherapy Equipments.



#### **IMI - 2801: SHOULDER WHEEL** (with 360 deg. scale)

All 16g tube constructed, 100 cm dia wheel revolve smoothly with C.I drum & is fitted with calibrated sensitive resistance mechanism, the resistance is controllable from zero to maximum. A 360 deg.



scale is provided on the drum to measure and record the degree of revolution from either direction. Arc of motion can be varied from 26cm to 86cm dia. Fitted with attachment to raise or lower the wheel at the desired height for each patient.

Mounted on three laminated hardwood wall boards. Oven baked finish.

#### **Packing Details:**

Size: 43" x 43" x 13"

Weight: 50 Kg. each.

[Request Quotation / More info...] ↗


---

#### **IMI - 2804: SHOULDER CUM ELBOW CYCLE**



A versatile exerciser that provides an upper body workout while seated in a comfortable position. The balanced front flywheel provides a smooth, fluid motion. Resistance is user-adjustable. The padded, adjustable removable forehead rest minimizes neck and shoulder strain.

An electronic readout shows time, pace and pedal counter.

[\[Request Quotation / More info...\]](#) 

---

### **IMI - 2805: AXIAL SHOULDER EXERCISER**




For shoulder & supination-pronation exercises. Used in the same way as a conventional shoulder wheel & wrist machine. A wall mounting unit suitable for small clinics is adjustable in height & radius and fitted with calibrated sensitive resistance mechanism, resistance is controllable from zero to maximum by tightening the strap. A 360 deg. scale is provided on the drum to measure and record the degree of revolution from either direction.

Adjustment bars are chrome plated. Comes with wall fixing plates.

[\[Request Quotation / More info...\]](#) 

---

### **IMI - 2808: SHOULDER PULLEY SET** (Tee Bracket)



Tubular constructed wall mounting unit, comes with Two Pulleys, Rope and Two Handles.

Set provides reciprocal, assistive and resistive exercises of the elbow and shoulder. Oven baked finish.

[Request Quotation / More info...] ^

---

#### IMI - 2809: SHOULDER PULLEY KIT



An ideal kit to increase / maintain Shoulder range of motions. The kit consists of One Pulley with Hook Strap, Cord and Two Handles, all packed in a zippered carry bag for convenience.

[Request Quotation / More info...] ^


---

#### IMI - 2812: SHOULDER SPRING EXERCISER



Medium tension steel wire construction with a loop in the centre having hand grips at the ends for both hands.

Finished bright chrome plated.  
For elbow and shoulder compression exercises.

[Request Quotation / More info...] 

---

**IMI - 2813: SHOUDLER ABDUCTION LADDER** (Wall Mounting)



Ideal for progressive range of shoulder motion.


Made of polished teak wood having 30 numbered steps.

Complete with wall fixing hardware.

**Packing Details:**

Size: 105cm x 9cm x 8cm

Weight: 2 kg 700 grams each.

[Request Quotation / More info...] 

---

**IMI - 2816: ARM EXERCISER** (Pulley Apparatus)



All chrome plated, tubular steel construction, mounted on wooden platform and fitted with painted wall bracket at the top for wall mounting.

Comes with adjustable swivel pulley block, a set of Ten locking weights and two handles with nylon rope, suitable for all shoulder, elbow & chest exercises.

[\[Request Quotation / More info...\]](#) 


---

### **IMI - 2818: ROWING MACHINE cum SLIDING SEAT**



Tubular steel frame, bright chrome plated finish, size 60"long x 13"wide. Specifically designed foam padded seat is fitted with FOUR nylon castors and slides smoothly over the frame. Comes with FIVE Springs of different tensions. TWO high tension springs attached to the seat for leg exercises and Three light tension springs are fitted with Two Handles for Rowing exercises.

Resistance can be varied by removal or adding the springs.

[\[Request Quotation / More info...\]](#) 

---

### **IMI - 2824: WALL BAR** (wall mounting)



Wall bar single section, hardwood constructed sturdy frame size:90cm wide x 250cm high, finished in natural wood polish. 16 oval-shaped rungs are squarely fitted into vertical bars.

Unit is provided with two wall brackets for fitting to the wall and One foam padded knee support as an aid for wheel chair patients for pull up exercises.

[Request Quotation / More info...] [^](#)

---

### IMI - 2831: NIRMAL HAND EXERCISE TABLE



Hard-wood table with laminated top, size 24"x 30"x 30" high.

Fitted with 6 pulleys in a steel frame. Leather loops and nylon cord passing through the pulleys with hanging weight underneath for Fingers Hand, Wrist and Forearm exercises.

Especially for Metacarpophalangeal & Interphalangeal joints.

Provided with Supinator/Pronator and Wrist-Circum-duction wheel for Wrist exercises.





Comes with Five sets of weights, each set consists of 5 weights of One each of 100, 200, 300, 400 and 500 grms.

[\[Request Quotation / More info...\]](#) 



---


### IMI - 2832: HAND GYMKIT BOARD



Laminated exercise board with storage drawer, have several holes to fix Pegs and Springs. Comes with One finger Disc, One Roller, Three Spring loaded Knobs, 3 Aluminium pegs and 3 Sets of Springs of different tensions.

The unit permits active flexion and extension exercises of the finger and grip.



[\[Request Quotation / More info...\]](#) 

---

### IMI - 2834: HAND EXERCISER



Consists of two chrome plated bars, one in a fixed position having two plastic grips and the other one turning around a centre pin having one hand grip and one revolving sleeve. Distance between the bars is adjustable.

The unit is mainly used for gentle grip strengthening exercises.

[\[Request Quotation / More info...\]](#) 

---

### IMI - 2841: ROTARY WRIST MACHINE (Wall Mounting)



Single grip unit of precision machined metal drum with calibrated sensitive resistance control mechanism, is fitted on a height adjustable bar to suit different patients. Resistance can be increased or decreased for Supination and Pronation exercises.

Range of motion can also be measured and recorded from the scale provided on the drum.

[Request Quotation / More info...] 

---

#### **IMI - 2842: WRIST ROLL** (Wall mounting)



One piece aluminum roll in three different diameters i.e. 30mm, 40mm and 50mm fitted to wall board size: 20cm x 90cm long with adjustable friction control mechanism, controllable from zero to maximum for flexion and extension exercises of wrist and forearm.

Oven baked finish. Wooden parts finished natural.

[Request Quotation / More info...] 

---

#### **IMI - 2843: WRIST CIRCUMDUCTOR**





Cast iron wheel of 30cm diameter with drum stand is mounted on a laminated wooden base size:65cm x 22cm. Has a small adjustable handle fitted to the wheel. Knob is provided on the drum to control resistance from zero to maximum.

A hollowed foam padded platform size: 22cm x 13cm x 15cm high is fitted with two straps to hold arm and is fitted over the base in front of the wheel for wrist circumduction. Metal parts oven baked finish.

[\[Request Quotation / More info...\]](#) 


---

### IMI - 2848: GRIP BALL SET

No picture available

Round, soft, squeezable PVC balls for therapeutic exercises of Grip & Fingers.

Set of Three Balls in different colours & sizes : 70mm, 55mm & 40mm dia.

[\[Request Quotation / More info...\]](#) 

---

### IMI - 2850: GRIP EXERCISER (With Base)



Chrome plated finished, metallic grip exerciser is fitted on a 50mm wide laminated base. Suitable for patients with very weak / infirm hand. Gives heavy resistance with Six detachable springs.

The upper bar is calibrated in centimeters and is provided with a needle to mark & record the daily progress.

[\[Request Quotation / More info...\]](#) 

---

### IMI - 2852: IMICO WEIGHT CUFF SET



Strengthen weak muscles through load resisting exercises of both upper and lower limbs. Lead shots filled cuff is double sewn and has long wrap around straps to hold weight cuff securely, comes in 1/2kg, 1kg, 1.5kg, 2kg, 2.5kg and 3kg weights.

Available individually or in set. Full set costs.

[\[Request Quotation / More info...\]](#) 

---

### **IMI - 2855: DUMBBELLS IRON** (with cart)



Solid steel dumbbells with chrome plated finish. Set consists of 2 dumbbells of each weight: 1kg, 1.5kg, 2kg, 2.5kg, 3kg, 3.5kg, 4kg, 4.5kg, 5kg, total weight of the set 54kg.

Comes with a storage cart. Available individually or in set. Full set costs.

[\[Request Quotation / More info...\]](#) 

---

### **IMI - 2861: BALL MEDICINE** (Set of 5, Leather)



Ball medicine, made out of fine leather, securely stitched with strong leather cord, for Arm and Leg exercises, comes in different sizes & weights i.e: 1 kg., 2 Kg., 3 kg., 4 Kg., 5 kg.

[\[Request Quotation / More info...\]](#) 

---

### **IMI - 2862: BALL MEDICINE SET OF 3** (PVC)



A modern day medicine balls constructed of a thick Vinyl shell with no stitches, patches or seams to break. These Balls maintains their round shape and makes it easy to catch and work with.

The Set of Three Balls: 1kg, 2kg & 3kg comes with a metal painted stand to store. Available in set or individually.

[\[Request Quotation / More info...\]](#) 

---

### **IMI - 2863: BALL MEDICINE with CABINET** (Set of 5, Leather)



Ball medicine, made out of fine leather, securely stitched with strong leather cord.

Comes in different weights i.e: 1 kg., 2 Kg., 3 kg., 4 Kg., 5 kg.. Comes with polished teak ply constructed cabinet with double door.

[\[Request Quotation / More info...\]](#) 

---

### **IMI - 2869: SMOOTH EXERCISE BOARD**



Top of 120 cm x 100 cm laminated board with hardwood frame, comes with the facility to adjust the incline on either side.

Suitable for assistive and resistive exercises of legs and arms. Comes with complete skate.

[\[Request Quotation / More info...\]](#) 

---

### **IMI - 2870: SMOOTH EXERCISE TABLE**



Top of 150cm X 85cm laminated board is mounted on rubber tipped tubular legs. Frame finished in oven baked enamel. Height of the top is adjustable from 60cm to 90cm. A cutout enables patient to sit close to the table, providing exercises in horizontal plane for shoulder & elbow with a set of 2 skates.

[\[Request Quotation / More info...\]](#) 

---

**IMI - 4202: THERAPY PUTTY** (Imported, 2.25 Kg)



Bleedproof non-toxic, clean & non-oily therapy putty leaves no colour or residue on patient's hand and it won't fragment, separate or stick to skin.

It is designed to meet a wide range of hand / arm strengthening needs. Putty can be squeezed, twisted, stretched or pinched. 5 packs of 450 grams each in five different resistances.

[\[Request Quotation / More info...\]](#) 

---

**IMI - 2859: EXERCISE PUTTY BOARD** (Plasticine)



A laminated slanted board for putty manipulation exercises.

[\[Request Quotation / More info...\]](#) 